

## PASTRANA, LEYTE - HSWG Partner Reporting

### Recovery Shelter Activities (as of 06-OCT-2014)

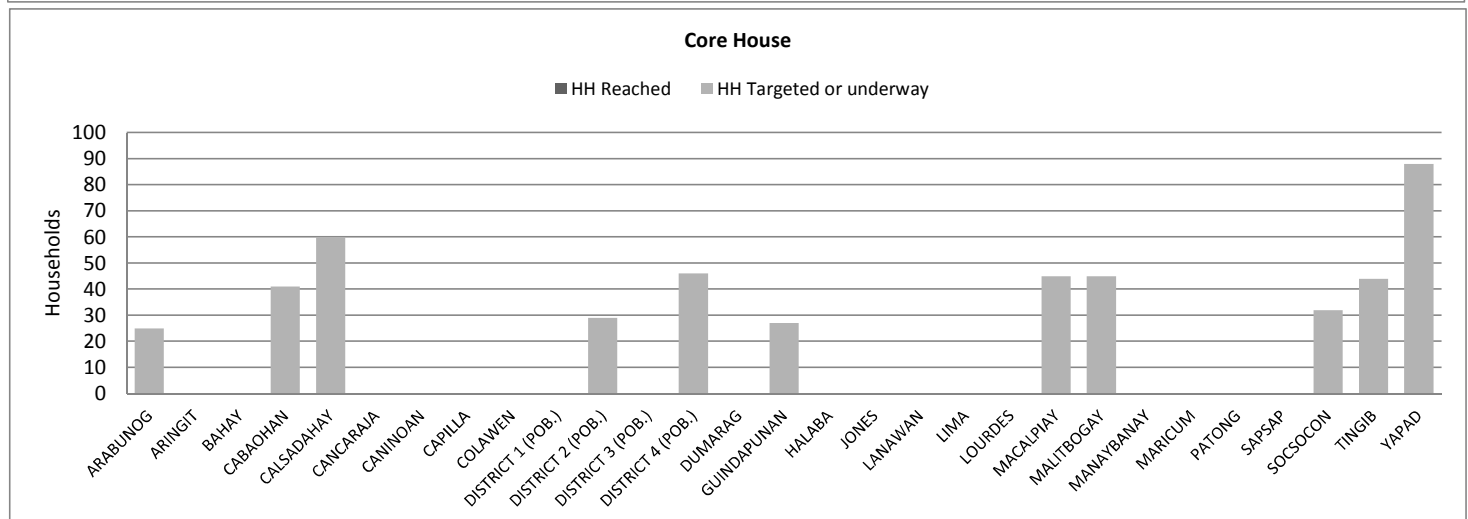
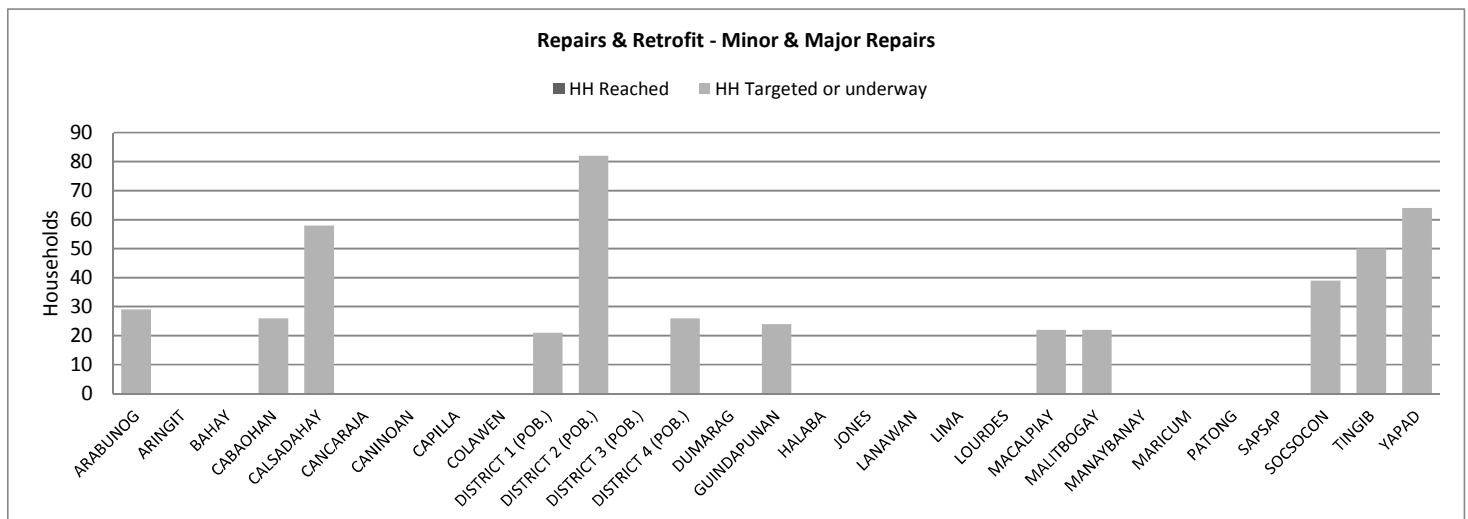
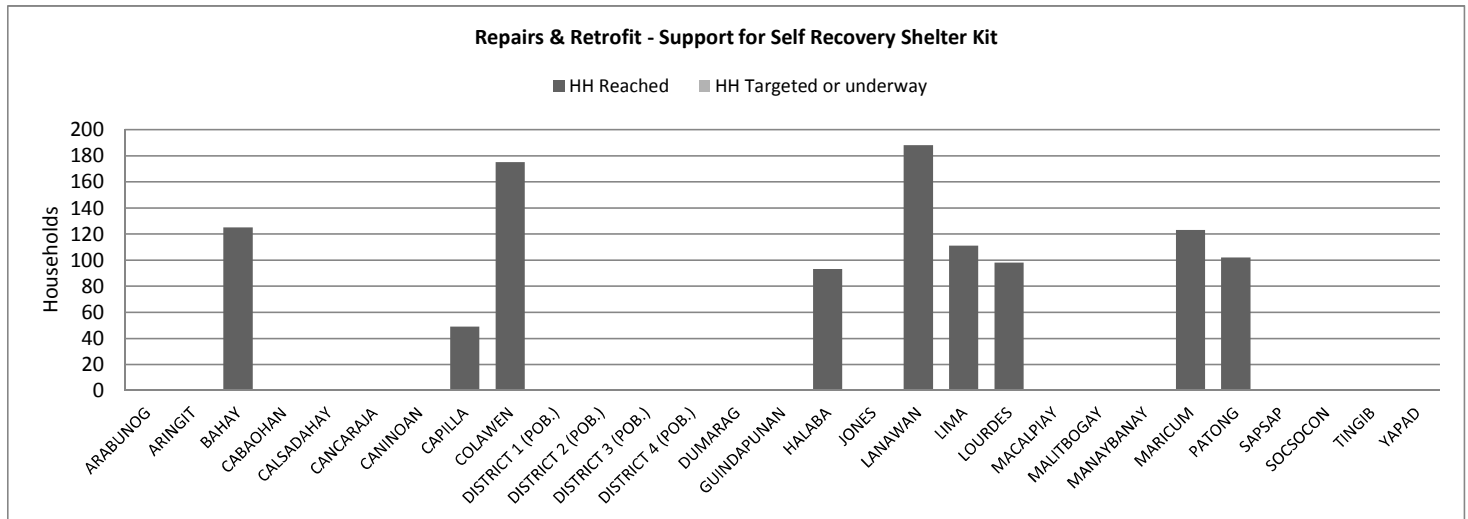
The graphs shown below represent the sum of households who have received (HH Reached) or who will receive (HH Targeted or underway) recovery shelter support by HSWG partner agencies. Numbers reached are those reported to the HSWG by 6th October 2014. Household number do not represent the total needs by Barangay - for this, consult with relevant Barangay or Municipality. PLEASE NOTE - scale differs in each graph.

**For explanation of intervention types, please see Shelter Cluster Recovery guidelines:**

<https://www.sheltercluster.org/Asia/Philippines/Typhoon%20Haiyan%202013/Documents/Recovery%20Shelter%20Guidelines.pdf>

**The full data set of HSWG data can be found here:**

<https://www.sheltercluster.org/Asia/Philippines/Typhoon%20Haiyan%202013/Documents/20141003%20HSWG%20Database%20for%20website.xlsb>





## PASTRANA - HSWG Partner reporting

### Recovery Shelter activities (as of 06-OCT-2014)

#### Interventions By AGENCIES

The data shown below represent the sum of households who have received (HH reached) or who will receive (HH targeted or underway) recovery shelter support by HSWG partner agencies. Numbers reached are those reported to the HSWG by 6th October 2014. The full data set of HSWG data can be found here:

<https://www.sheltercluster.org/Asia/Philippines/Typhoon%20Haiyan%202013/Documents/20141003%20HSWG%20Database%20for%20website.xlsb>

Agency	Temporary Shelter		Repairs & Retrofit		Core House		Permanent House		Total HH Reached	Total HH Targeted
	HH Reached	HH Targeted	HH Reached	HH Targeted	HH Reached	HH Targeted	HH Reached	HH Targeted		
CARE			1,064	1,064					1,064	1,064
Handicap International			0	44	0	90			0	134
PRC - IFRC			0	419	0	392			0	811
<b>Grand Total</b>			<b>1,064</b>	<b>1,527</b>	<b>0</b>	<b>482</b>			<b>1,064</b>	<b>2,009</b>



## PASTRANA - HSWG Partner reporting

### Recovery Shelter activities (as of 06-OCT-2014)

#### Interventions By BARANGAYS

The data shown below represent the sum of households who have received (HH reached) or who will receive (HH targeted or underway) recovery shelter support by HSWG partner agencies. Numbers reached are those reported to the HSWG by 6th October 2014. The full data set of HSWG data can be found here:

<https://www.sheltercluster.org/Asia/Philippines/Typhoon%20Haiyan%202013/Documents/20141003%20HSWG%20Database%20for%20website.xlsx>

Barangay	Temporary Shelter		Repairs & Retrofit		Core House		Permanent House		Total HH Reached	Total HH Target
	HH Reached	HH Target	HH Reached	HH Target	HH Reached	HH Target	HH Reached	HH Target		
ARABUNOG			0	29	0	25			0	54
ARINGIT										
BAHAY			125	125					125	125
CABAOHAN			0	26	0	41			0	67
CALSADAHAY			0	58	0	60			0	118
CANCARAJA										
CANINOAN										
CAPILLA			49	49					49	49
COLAWEN			175	175					175	175
DISTRICT 1 (POB.)			0	21					0	21
DISTRICT 2 (POB.)			0	82	0	29			0	111
DISTRICT 3 (POB.)										
DISTRICT 4 (POB.)			0	26	0	46			0	72
DUMARAG										
GUINDAPUNAN			0	24	0	27			0	51
HALABA			93	93					93	93
JONES										
LANAWAN			188	188					188	188
LIMA			111	111					111	111
LOURDES			98	98					98	98
MACALPIAY			0	22	0	45			0	67
MALITBOGAY			0	22	0	45			0	67
MANAYBANAY										
MARICUM			123	123					123	123
PATONG			102	102					102	102
SAPSAP										
SOCSONCON			0	39	0	32			0	71
TINGIB			0	50	0	44			0	94
YAPAD			0	64	0	88			0	152
<b>Grand Total</b>			<b>1,064</b>	<b>1,527</b>	<b>0</b>	<b>482</b>			<b>1,064</b>	<b>2,009</b>

**PASTRANA - HSWG Partner reporting**

Recovery Shelter activities (as of 06-OCT-2014)

Interventions By BARANGAYS &amp; AGENCIES

The data shown below represent the sum of households who have received (HH reached) or who will receive (HH targeted or underway) recovery shelter support by HSWG partner agencies. Numbers reached are those reported to the HSWG by 6th October 2014. The full data set of HSWG data can be found here:

<https://www.sheltercluster.org/Asia/Philippines/Typhoon%20Haiyan%202013/Documents/20141003%20HSWG%20Database%20for%20website.xlsx>

	Temporary Shelter		Repairs & Retrofit		Core House		Permanent House		Total HH Reached	Total HH Target
Barangays & Agency	HH Reached	HH Target	HH Reached	HH Target	HH Reached	HH Target	HH Reached	HH Target		
<b>ARABUNOG</b>			0	29	0	25			0	54
PRC - IFRC			0	29	0	25			0	54
<b>ARINGIT</b>										
<b>BAHAY</b>			125	125					125	125
CARE			125	125					125	125
<b>CABAOHAN</b>			0	26	0	41			0	67
PRC - IFRC			0	26	0	41			0	67
<b>CALSADAHAY</b>			0	58	0	60			0	118
PRC - IFRC			0	58	0	60			0	118
<b>CANCARAJA</b>										
<b>CANINOAN</b>										
<b>CAPILLA</b>			49	49					49	49
CARE			49	49					49	49
<b>COLAWEN</b>			175	175					175	175
CARE			175	175					175	175
<b>DISTRICT 1 (POB.)</b>			0	21					0	21
PRC - IFRC			0	21					0	21
<b>DISTRICT 2 (POB.)</b>			0	82	0	29			0	111
PRC - IFRC			0	82	0	29			0	111
<b>DISTRICT 3 (POB.)</b>										
<b>DISTRICT 4 (POB.)</b>			0	26	0	46			0	72
PRC - IFRC			0	26	0	46			0	72
<b>DUMARAG</b>										
<b>GUINDAPUNAN</b>			0	24	0	27			0	51
PRC - IFRC			0	24	0	27			0	51
<b>HALABA</b>			93	93					93	93
CARE			93	93					93	93
<b>JONES</b>										
<b>LANAWAN</b>			188	188					188	188
CARE			188	188					188	188
<b>LIMA</b>			111	111					111	111
CARE			111	111					111	111
<b>LOURDES</b>			98	98					98	98
CARE			98	98					98	98
<b>MACALPIAY</b>			0	22	0	45			0	67
Handicap International			0	22	0	45			0	67
<b>MALITBOGAY</b>			0	22	0	45			0	67
Handicap International			0	22	0	45			0	67
<b>MANAYBANAY</b>										
<b>MARICUM</b>			123	123					123	123
CARE			123	123					123	123
<b>PATONG</b>			102	102					102	102



## PASTRANA - HSWG Partner reporting

### Recovery Shelter activities (as of 06-OCT-2014)

#### Interventions By BARANGAYS & AGENCIES

The data shown below represent the sum of households who have received (HH reached) or who will receive (HH targeted or underway) recovery shelter support by HSWG partner agencies. Numbers reached are those reported to the HSWG by 6th October 2014. The full data set of HSWG data can be found here:

<https://www.sheltercluster.org/Asia/Philippines/Typhoon%20Haiyan%202013/Documents/20141003%20HSWG%20Database%20for%20website.xlsx>

Barangays & Agency	Temporary Shelter		Repairs & Retrofit		Core House		Permanent House		Total HH Reached	Total HH Target
	HH Reached	HH Target	HH Reached	HH Target	HH Reached	HH Target	HH Reached	HH Target		
CARE			102	102					102	102
<b>SAPSAP</b>										
<b>SOCISOCON</b>			0	39	0	32			0	71
PRC - IFRC			0	39	0	32			0	71
<b>TINGIB</b>			0	50	0	44			0	94
PRC - IFRC			0	50	0	44			0	94
<b>YAPAD</b>			0	64	0	88			0	152
PRC - IFRC			0	64	0	88			0	152
<b>Grand Total</b>			<b>1,064</b>	<b>1,527</b>	<b>0</b>	<b>482</b>			<b>1,064</b>	<b>2,009</b>